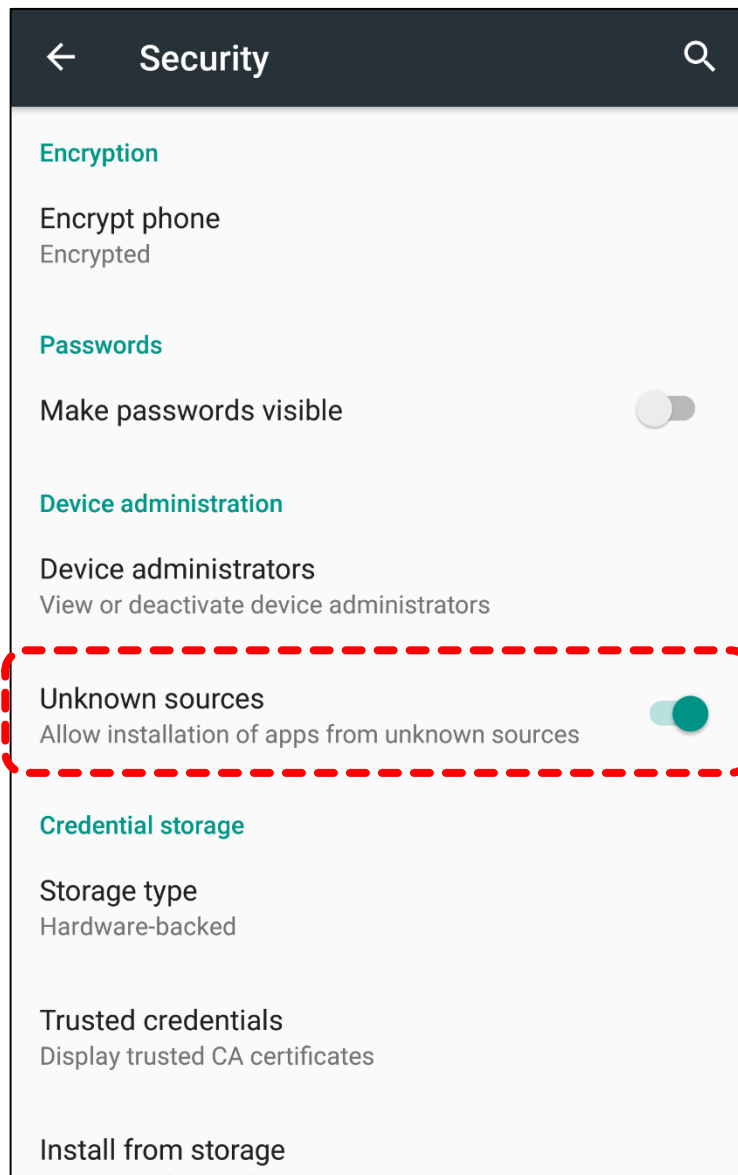


HOW TO INSTALL

Preparation

※ Setting might be changed depending on mobile devices

Go into 「Settings」 → 「Security」 and select 「Unknown sources」 and set for installation permission



INSTALL ※ Installation screen will be displayed in a different way, depending on mobile devices.


Download application program from below URL link.

<http://www.happyjpn.com/en/products/embroidery/catalog.html>

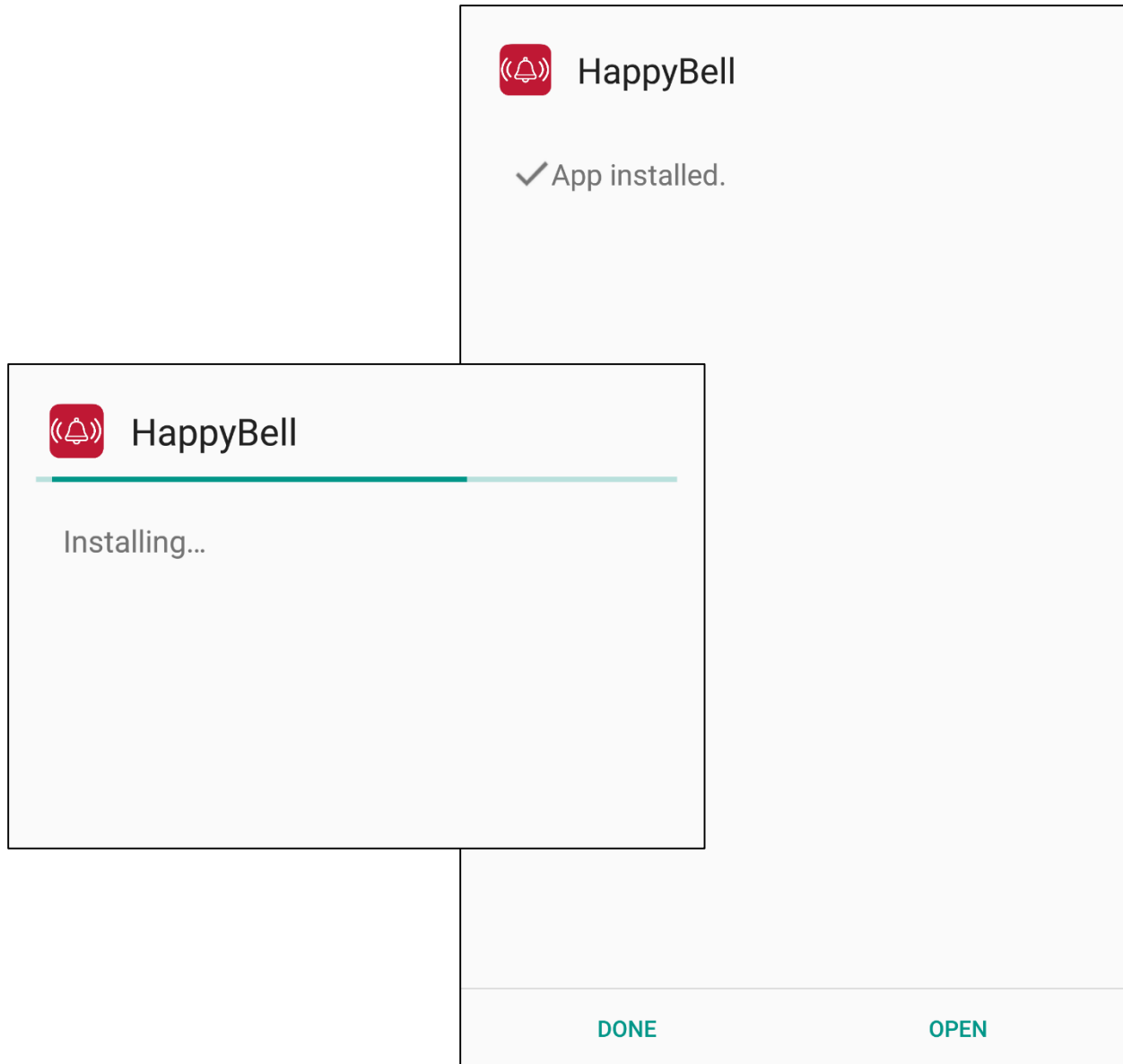
Enter above web page and find Happy Bell application program download button

Following screen will appear upon completion of downloading application program.

Touch "INSTALL" for execution.



Installation completes when "App installed" appears.

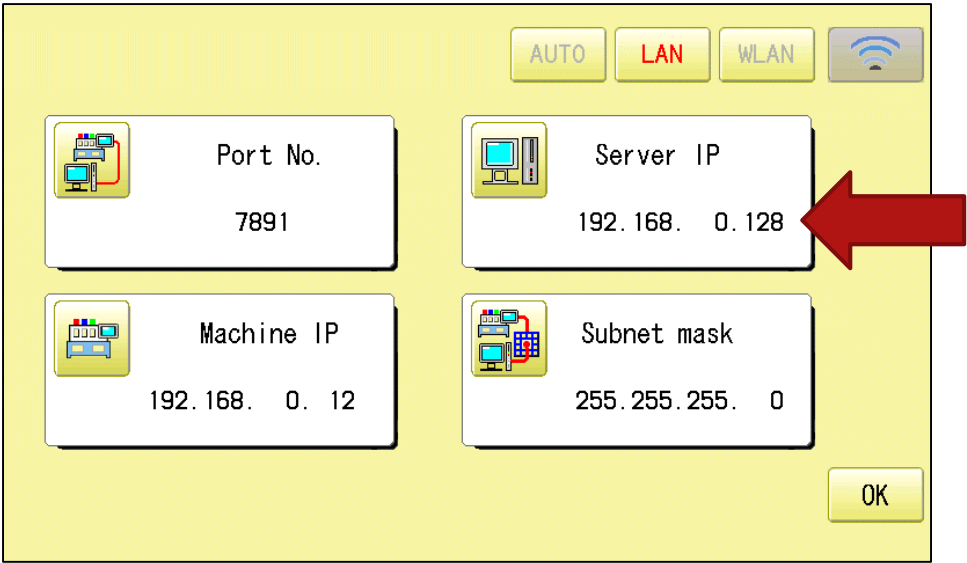
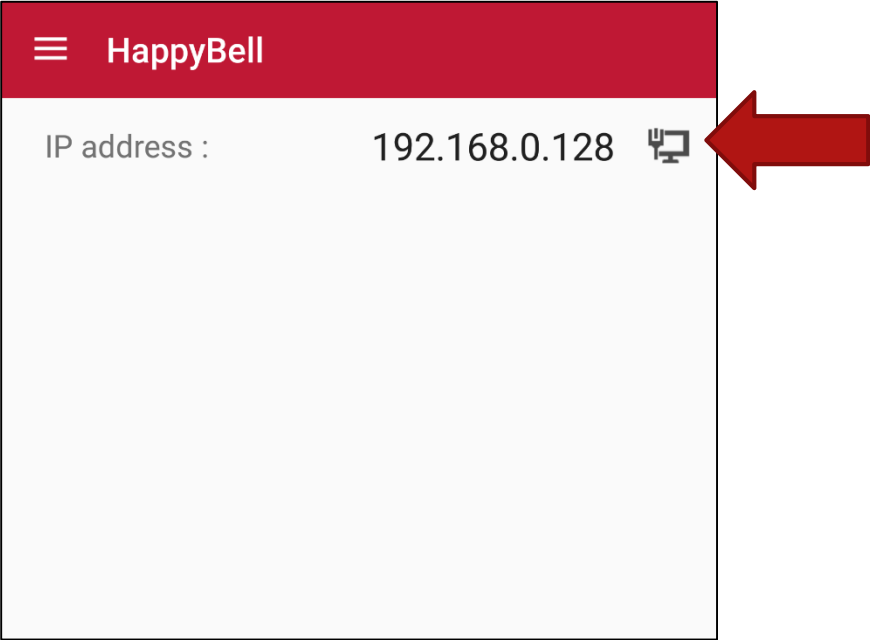


Explanation of Application

How to connect to Embroidery machine


IP address appearing in this Application is exclusively for your mobile device. After establishing network communication between Embroidery machine and your own mobile device, please input appearing IP address on your own mobile device into "Server IP" of Embroidery machine


Note: This application will be available only for WIFI network environment.



Automatic connection will start after "Server IP" setting completes.

☰ HappyBell

IP address : 192.168.0.128 

Model :	HCH	
Name :	HCH-1000	
Status :	Stop	

0 / 46622

192.168.0.12

ID :	8
Design :	HOCKEY
Stitch :	46622

Connection status

Icon appearing with a red arrow stands for correct connection with Embroidery machine

The screenshot shows the HappyBell interface with a red header. The IP address is 192.168.0.128, and a red arrow points to a computer icon with a Wi-Fi symbol, indicating a correct connection. The machine details are as follows:

Model :	HCH
Name :	HCH-1000
Status :	Stop
	0 / 46622
	192.168.0.12
ID :	8
Design :	HOCKEY
Stitch :	46622

The design image shows a hockey player in a blue and pink uniform with the word "HOCKEY" in red above them.



This stands for correct connection through WIFI network. IP Address will be 192.168.xxx.xxx.



This stands for Mobile phone company's network. Connection with Embroidery machine is not available while this icon appears.



This stands for connection denial of any network. IP Address will be 127.0.0.1.

Notice

Status of connected Embroidery machine will be noticed.



Connected to Embroidery machine



Disconnected to Embroidery machine



Stitch design was changed



Embroidery machine is under standstill because proper needle bars are not selected



Embroidery machine is under standstill because of thread break



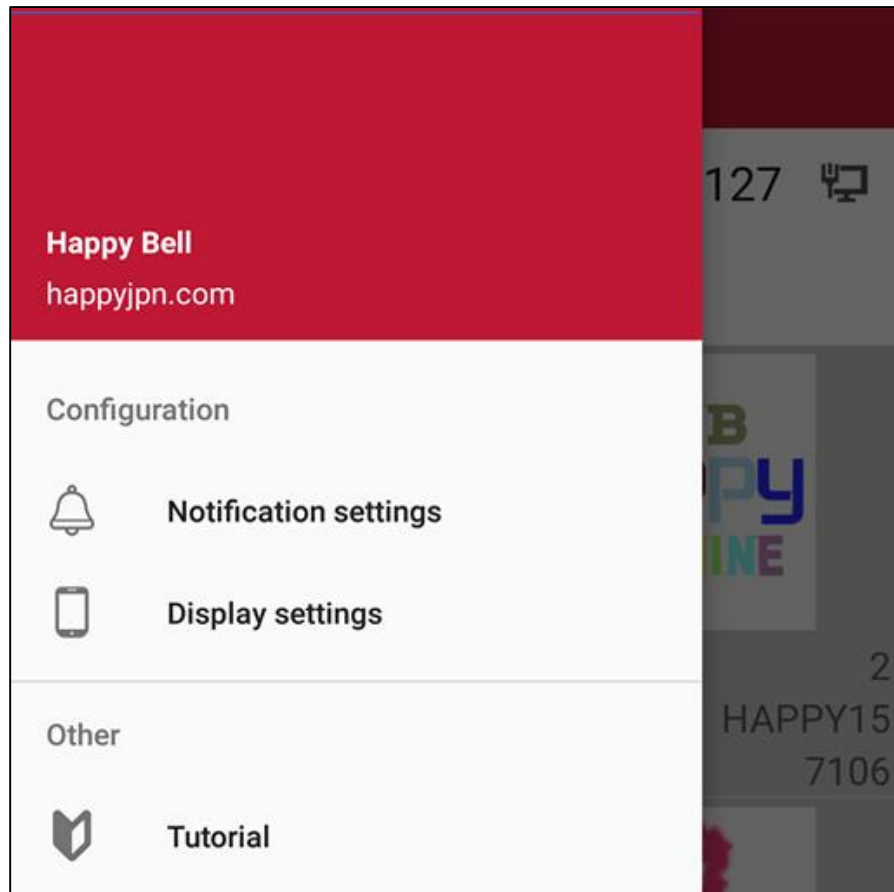
Selected stitches finished



Embroidery machine is under standstill because of an error

Setting items

Notification settings and Tutorial



Notification settings will be available if you select this icon



Display settings will be available if you select this icon



Brief instructions will be available if you select this icon

Items of Notification settings (Details)

Embroidery machine status notification (ON/OFF setting)

Connected to machine

ON= To be notified / OFF = To be not notified

Disconnected to machine

ON= To be notified / OFF = To be not notified

Needle stop

ON= To be notified / OFF = To be not notified

Thread break

ON= To be notified / OFF = To be not notified

Finish of embroidery

ON= To be notified / OFF = To be not notified

Stop with error

ON= To be notified / OFF = To be not notified

Change of design

ON= To be notified / OFF = To be not notified

Notification type (Options below)

Dialogue notifications

This notification will not disappear until "OK" is pushed

Toast notifications

This notification will disappear when the time goes by

None

Notification on Status bar will appear

Sounds

Vibrator

Vibrator will be available for notification (Not available for all of mobile devices)

Notification LED

LED will be available for notification (Not available for all of mobile devices)

Notification sound

Notification sound can be selected

Continue notification sound

Notification sound will not stop until notification is released

Display settings

Other

Turn on backlight always

Automatic sleep function will be cancelled while Happy Bell application is on (This function will consume a battery early)

Display IP address

Effective IP address will disappear or not